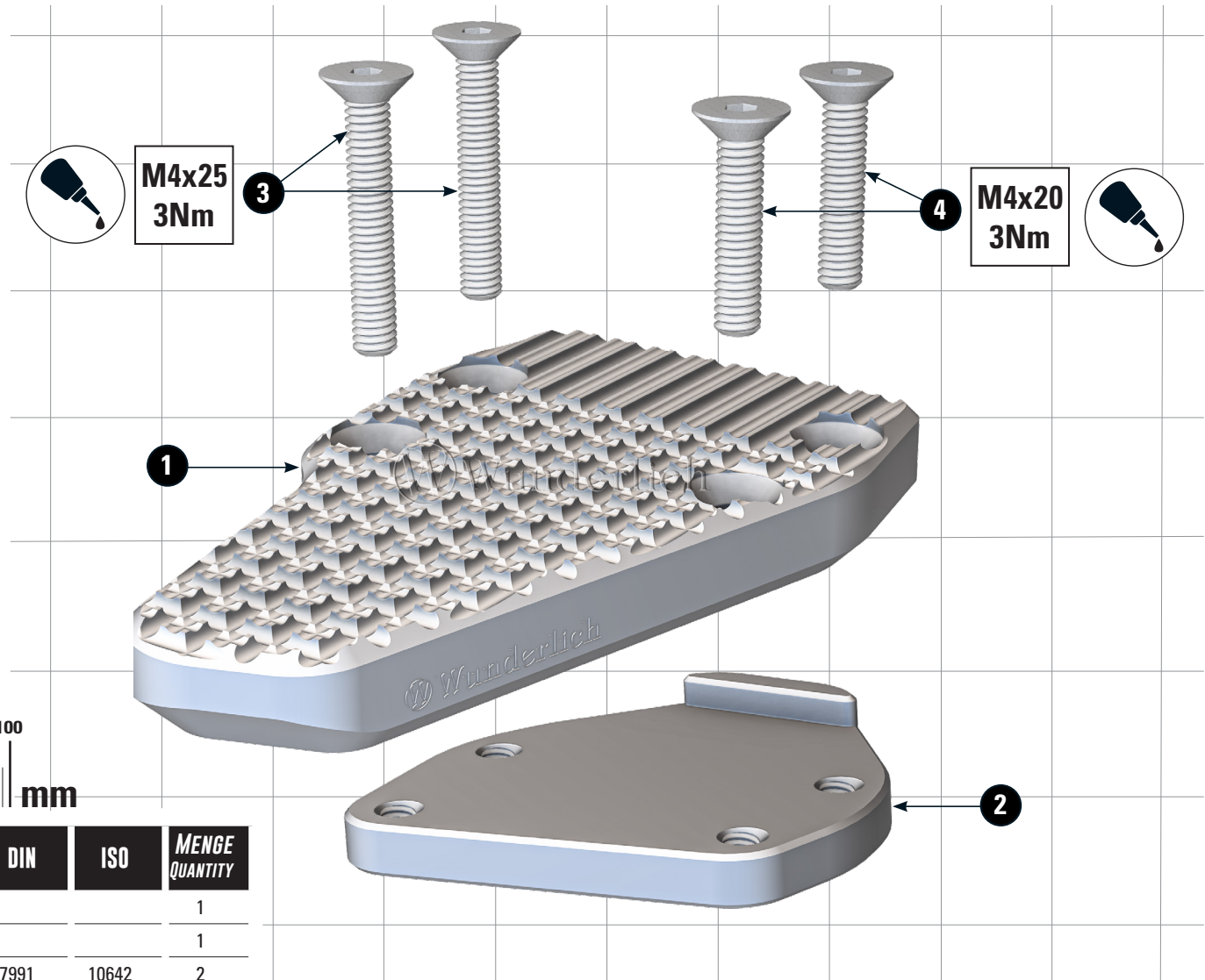










# BREMSHEBELVERGRÖßERUNG

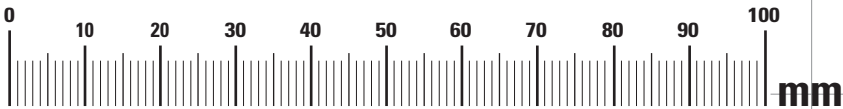
Brake lever enlarger | Levier de frein agrandisseur | palanca de freno de la ampliadora | Leva del freno ingranditore

Art.-Nr: 26222-00x






## LEGENDE/KEY/FILE LÉGENDE

-  **Anbau Tipp**  
Fitting tip  
Astuce de montage
-  **Achtung**  
Attention  
Attention
-  **Vergrößerung**  
Magnification  
Grossissement
-  **Montagepaste**  
Fitting lubricant  
Lubrifiant de montage
-  **Schraube**  
Screw  
Vis
-  **Schraubensicherung**  
Thread locking fluid  
Freinfilets
-  **Drehmoment**  
Torque  
Torque
-  **Reiniger**  
Cleaner  
Nettoyant



#	BEZEICHNUNG / DESCRIPTION DE / EN / FR	Die Farben der Abbildungen dienen nur der Veranschaulichung. The colors are for illustrating purposes only. Les couleurs utilisées sont à titre indicatif seulement.	DIN	ISO	MENGE QUANTITY
1	Bremshebelvergrößerung / brake lever enlarger				1
2	Klemmblech / base plate				1
3	Senkkopfschraube / countersunk head screw	M4x25 3Nm	7991	10642	2
4	Senkkopfschraube / countersunk head screw	M4x20 3Nm	7991	10642	2



**Wenn nötig, Bremshebel nach Herstellervorschriften einstellen.**  
*If necessary, adjust the brake lever according to the manufacturer's specifications.*  
*Si nécessaire, réglez le levier de frein selon les instructions du fabricant.*