


**Fits:** 2004 ~2009  
R1200 R R1200 RT  
R1200 S R1200 ST  
R1200 GS HP2 & Megamoto  
+ 2010 R1200R

**Parts:** Left & Right Guards  
6 16mm M6 Hex Bolts  
4 Washers

- **PLACE THE BIKE ON ITS CENTER STAND ON LEVEL GROUND.**


- **ALLOW THE ENGINE TO COOL BEFORE DOING WORK.**

1. Remove three existing fasteners or plastic plugs from the cylinder heads.



2. Position an X-Head over the cylinder head, aligning the mounting holes with the bosses on the engine.


Be sure to position the lower X-Head tab in between the spark plug cover and the mounting boss on the engine.



3. Use a washer for the front and rear bolts only.

4. **Loosely install** all three bolts first (keeping them loose will help you align the holes and begin threading without binding).

5. Tighten the three bolts with a 5mm hex wrench.  
Tightening Torque 7 lb/ft; 10 Nm  
**DO NOT OVER TIGHTEN.**



**Care Instructions:** Clean with soap and water.  
Armor-All works well to restore appearance.